










M & M's Statistics: Is There Claim True?



What Colors Come In Your Bag?			
 13%			Brown
 14%			Yellow
 13%			Red
  24%			Blue
  20%			Orange
  16%			Green

Color	Brown	Red	Green	Orange	Yellow	Blue	Total
Observed							
Expected							
$\chi^2 = \frac{(\text{Observed} - \text{Expected})^2}{\text{Expected}}$							

$H_0 :$

$H_a :$

$\chi^2 =$

P-Value =

